

Halogen Point Heater Laboratory - Kit

HPH-120FA/f45/200v-1Kw+HCVD


**The power of 1Kw is
condensed to $\Phi 21$.**



◆ Feature ◆

- 1). Easily heating high temperatures by the kit !
- 2). Easily heating 1300°C case by max.temperature.
- 3). Easily adjusting the radiation diameter (focal size) by manual lift!
- 4). Easily changing the heat power (wattage) by slide transformer !


Heat-tech



【 Power: 20v/about26w 】

The output was adjusted to 10v by the slide transformer.


It can visually check the rated point in diameter $\Phi 21$ of 26w.



【 Power: 200v/1Kw 】

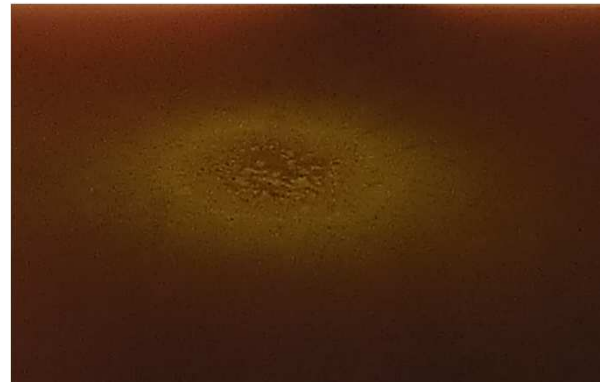
It shine so very bright emission of heat generation 1Kw maximum output.

The diameter of a rated point cannot be visually checked.



【 Power: 200v/1Kw Used the protective glass】

Then attached protective glasses are used, positioning of an irradiation point can be performed easily visually. It will see the scorch of refractory bricks.




【 Enlarged photograph the scorch of bricks 】



【 The scorch of refractory bricks 】


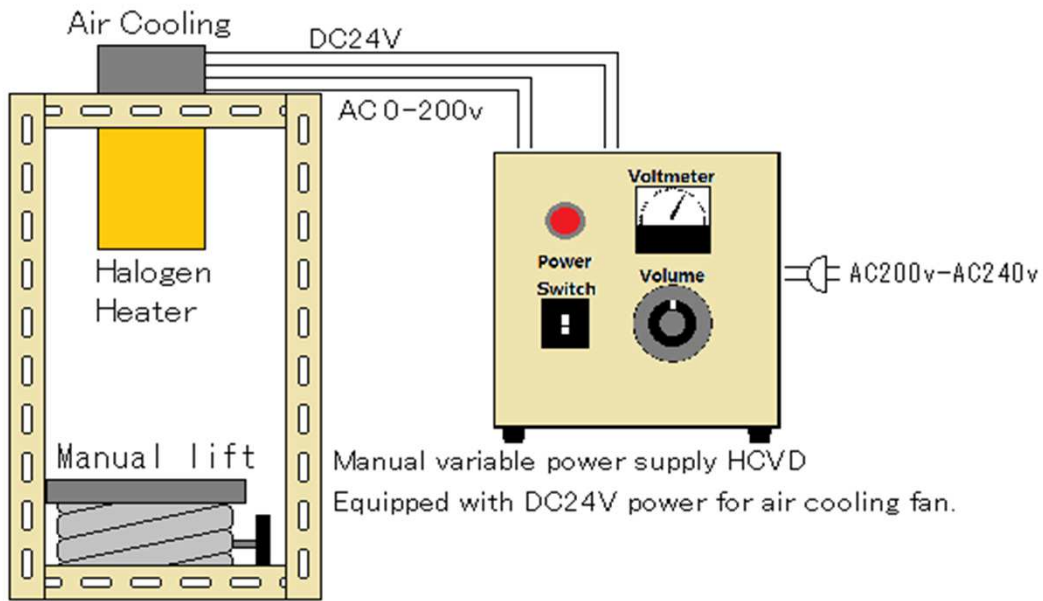
It is also a high-power burn refractory bricks.



(Example of lab kit assembly.)
 (※The lab kit is delivered as individual components.)

- ① Test Stand
- ② Halogen Point Heater HPH-120FA/f45/200v-1Kw/GW
High power of 1Kw is condensed into Φ 21, heating the object.
- ③ Refractory bricks
This is useful when you put the sample.
- ④ Manual lift. Up and down 80 mm by 16 rotating knobs, the accuracy is 0.5 mm.
Platform surface is 100mm x 100mm,
54mm the initial height, 134mm maximum height, 80mm height adjustable.
- ⑤ Safety glasses against high intensity light
It can visually check the high-intensity irradiation point at maximum output.
- ⑥ Manual variable power supply HCVD-AC200-240V/-AC200V-4KW
By varying the AC200-240v to AC0 - 200v in volume, user can adjust the heating output.
(When input power 240v varying 0-240v)
Equipped with DC24V power for air cooling fan.

【 Lab-kit Actual wiring diagram 】



【 Dryness of print 】

- * We have no idea about good way to point in the dry heat.

Raised the temperature in 15 seconds with the Halogen Point Heater.
So clear that the target could prevent heat damage.



【 Forming of the multilayer polymer film 】

- * There was no heater can heat to penetrate the polymer film on the upper side metallic mold..

→→We use the Halogen Point Heater.
Because the halogen point was heated to pinpoint the location of the targeted by passing on.

It heated more quickly ,
and up the production cycle time.

Non-touch High temperature heating

Heat-tech

Heat-tech Co., Ltd.

<https://heater.heat-tech.biz/>

International Medical Device Alliance IMDA

1-6-5 Minatojima Minamimachi Chuoku Kobe 650-0047 Japan

TEL 81-78945-7894 FAX 81-78945-7895

E-mail info@heat-tech.biz